










MUSIC
EARLY LEVEL
Nursery/P1
T4 Wk 9



 LISTENING 	 INVENTING 	 PERFORMING 
<p>Week 2 of the NYCOS “Wee Summer Sing” covers the topic of <i>Travel and Transport</i> so I thought we could start off by listening to <i>Heitor Villa-Lobos’ “The Little Train of the Caipira”</i> which describes a train journey. https://www.youtube.com/watch?v=1rRFDnTEu6g</p>	<p>When we travel around on the roads, we must pay attention to the traffic lights that let the traffic know when it is their turn to travel. We can use the same traffic lights to help us make music. Ask someone in your family to be your “Musical Traffic Light”. They can use the picture on the next page and point to it like a <i>conductor</i> or if you have other coloured objects you want to use, that’s fine too.</p>	<p>The NYCOS “Wee Sing” lasts for a few weeks so I will include the links here for you to join in with the activities. This week the theme is Travel and Transport- WEEK 2 https://www.nycos.co.uk/wee-sing/summer/</p>
<p>“<i>Short Ride in a Fast Machine</i>” by <i>John Adams</i> has lots of interesting rhythms and changes of pulse like the scenery changes out of a car window. The composer described his own music- “You know how it is when someone asks you to ride in a terrific sports car, and then you wish you hadn’t?” https://www.youtube.com/watch?v=5LoUm_r7It8</p>	<p>RED means STOP AMBER means PLAY SLOWLY GREEN means GO</p>	<p>Last week you might have made some music about getting slower and faster. This song about different kinds of transport starts with things that travel slow moving right up to the fastest transport that is out if this world. https://www.youtube.com/watch?v=Ut-HbauKzDw</p>
<p>Here are some clips from a longer piece written by <i>Jan Sandström</i>. “<i>A Motorbike Odyssey</i>” is written for <i>Orchestra</i> and <i>Trombone</i>. Using the <i>sliding</i> sound made by the <i>trombone</i> you can really hear the noise of the motorbike engine. https://www.youtube.com/watch?v=SaWIDE_dpPg</p>	<p>You can use ANY sound maker you like.</p> <p>I’m sure you all know this transport song. https://www.youtube.com/watch?v=ZsLmasH1TkM</p> <p>Can you invent sound effects for the verses? You will need something for:</p>	<p>Perform your “Musical Traffic Light” music in front of an audience. You could even dress up. The person helping you as the <i>conductor</i> could be a Policeman or Policewoman and you could be someone in a car. If you have other sound makers get other members of your family to join in.</p>
<p>This last piece of music about Travel and Transport takes us all the way into Space! And you don’t want to hang around when you hear this! https://www.youtube.com/watch?v=YMvcCfs8mf8</p>	<p>The wheels, the horn, the doors opening and closing, the people on the bus going up and down, babies crying, Mums and Dads saying “Shh”, the windscreen wipers swishing and finishing back with the wheels. There are pictures below to help you with the correct order.</p>	<p>Send me a photo or a short video of anything you have done. I’d love to see how you are getting on. Don’t forget to add your Name, Class and School.</p> <p style="text-align: right;">gw08mconochieona@glow.sch.uk</p>

**SSS
LTT
GTT**



**P
W**

