









MUSIC
EARLY LEVEL
Nursery/P1
T4 Wk 10



 LISTENING 	 INVENTING 	 PERFORMING 
<p>The third week of the NYCOS “Wee Summer Sing” is all about <i>Weather</i>. We have already listened to some programme music by <i>Antonio Vivaldi</i> about the seasons that he wrote hundreds of years ago so let’s listen to some weather music from a more up to date composer.</p>	<p>Did you listen to “<i>Walking in the Air</i>”? The music at the start of the song opens with and continues with arpeggios. (This just means the notes are spread out rather than played in a block.) You can play these using this app. https://musiclab.chromeexperiments.com/Arpeggios/</p>	<p>The NYCOS “Wee Sing” lasts for a few weeks so I will include the links here for you to join in with the activities. This week the theme is Weather- WEEK 3 https://www.nycos.co.uk/wee-sing/summer/</p>
<p>Fifty years ago, English composer <i>Ralph Vaughn Williams</i> composed a whole piece of music about the ice and snow of Antarctica. Here is a short clip. You can hear the <i>chilly sound effects</i> of the <i>cymbals</i>. https://www.youtube.com/watch?v=7g_KPi-VFR8</p>	<p>There are instructions on how to use the app to invent your own Arpeggio Music on the sheet below. A grown up can help you with this. Can you make your own version of <i>Walking in the Air</i>?</p>	<p>Follow the pictures and join in with the different kinds of weather in this song. I hope the weather isn’t really like this in one day! https://www.youtube.com/watch?v=6MGRkUIFzws</p>
<p><i>The Grand Canyon Suite</i> by <i>Ferde Grofé</i>, musically describes The Grand Canyon in America. In this section, “<i>Cloudburst</i>”, The music tries to describe a rainstorm over the Canyon. https://www.youtube.com/watch?v=a1BPGYbYHQQ</p>	<p>Do you think that you can make some rain music like these people? The first video shows some grown-ups on “Italy’s got Talent” making a rainstorm. https://www.youtube.com/watch?v=iiumvl9CV0kc</p>	<p>Perform your Arpeggio Music for your family. Do they recognise that it sounds a bit like the music from “The Snowman”? Let your family hear your Rainstorm music. They can close their eyes to imagine a rainy day while you make your sounds.</p>
<p>I’m sure you will have heard this piece of music before. It was written specially to go with Raymond Briggs’ story. Although the words of the song only briefly mention weather, when you hear it, you know it is snowing. https://www.youtube.com/watch?v=31mjvrydaLM</p>	<p>This video shows some children at school trying the same ideas. https://www.youtube.com/watch?v=VOU5gAFV9v8&t</p> <p>Using some of the same body sounds with a little help from the pictures on the page below, can you invent your own Rainstorm? <i>As the shape gets bigger the sound gets louder.</i></p>	<p>Send me a photo or a short video of anything you have done. I’d love to see how you are getting on. Don’t forget to add your Name, Class and School.</p> <p style="text-align: right;">gw08mconochieleona@glow.sch.uk</p>

You can see the *music map* and watch the steps your *arpeggios* take.

Choose the settings you prefer. Press play and click on the different coloured letters in the circles.

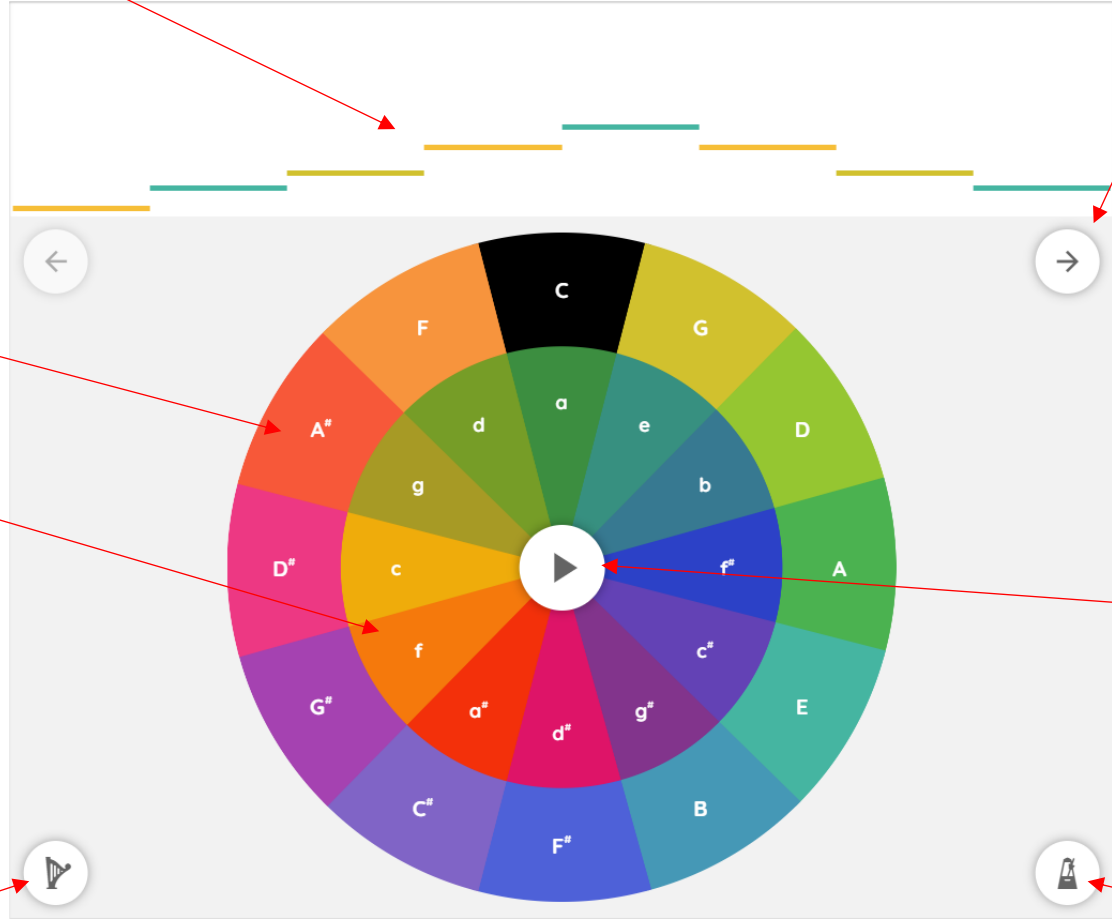
The left and right arrow will change the kind of **arpeggio**. The first one that appears matches "The Snowman", but you can pick any one you like.

The OUTER circle gives MAJOR or "happy" **arpeggios**.
The INNER circle gives MINOR or "sad" **arpeggios**.

The **PLAY** button will keep your **arpeggios** going as you click the different colours, otherwise you will only hear one set at a time.

Click on the instrument picture to change between *Harp* and *Piano*.

You can make the music faster or slower using the *metronome* to change the *tempo*.



Rainstorm

