














MUSIC
EARLY LEVEL
Nursery/P1
T4 Wk 5



 LISTENING 	 INVENTING 	 PERFORMING 
<p>I think I'm listening to more music during the time we've spent at home these past few weeks than at any other time in my life and being a Music Teacher, that's saying something! Are you listening to more music? What is your favourite kind?</p>	<p>The main tune the <i>composer</i> Paul Dukas uses in "<i>The Sorcerer's Apprentice</i>" only has a few notes in it and is easy to play. Use these online Boomwhackers and follow the music on the information page. Do you notice it uses the RAINBOW we do in school? https://www.musick8kids.com/html/play_bw.php?bwswitch=TRUE</p>	<p>Perform your "<i>Sorcerer</i>" Music. Don't forget to give it a name. You could even dress up as a Witch or a Wizard while you perform for the people in your house. Don't forget to let them hear your "<i>Peg + Cat</i>" inventions too.</p>
<p>Being stuck indoors is no fun and even if you have a garden to enjoy, it's no good if the weather is horrible. We had hailstones today! <i>Antonio Vivaldi</i> wrote a piece of music about "<i>The Four Seasons</i>", Spring, Summer, Autumn and Winter. Here is his idea of "Spring". Get a grown up to read the on-screen poem to you. https://www.youtube.com/watch?v=NnURkV1Ou_w</p>	<p>Using the online Boomwhackers from before, can you invent your own "<i>Sorcerer</i>" music? Think about all the movements and actions Mickey made when casting his spells. Or, what object would you make 'come alive'? Think about how it would move and make your music move in the same way. You can write it down if you like by using colours to show what notes to play.</p>	<p>Sing along with this song about my Magic Wand and all the things it can turn you into. Follow the actions and see if you can become all the things mentioned in the song. https://www.youtube.com/watch?v=woY86zyTpCA</p>
<p>"<i>The Four seasons</i>" is called programme music. This kind of music tells a story using the instruments and the tunes they play to describe something happening. When pictures are added it makes it come to life, just like this story. https://www.youtube.com/watch?v=2DX2yVucz24</p>	<p>Here is an example of one way to write down your music. I drew a coloured blob every time I played a note. The little ones are for the smallest tube. </p>	<p>Can you guess what the Wizard is making in these spells? https://www.youtube.com/watch?v=RrBwM1jjZJU Finally, I thought I would add this last song too, just for something silly. https://www.youtube.com/watch?v=sw3i-GGh6WA</p>
<p>The music was written in 1897 to describe a poem which is now over 200 years old. Mickey Mouse was added in afterwards. If you have a printer at home, there is a Mickey picture for you to colour in. You can draw your own if not. Which part of the story will you choose?</p>	<p>"<i>Peg + Cat</i>" have a music game you can play. Just like the Boomwhackers are different sizes, here you can change the <i>length</i> of the notes to make your tune. Find your favourite place with "<i>Peg + Cat</i>" and invent your music. https://pbskids.org/peg/games/music-maker</p>	<p>Send me a photo or a short video of anything you have done. I'd love to see how you are getting on. Don't forget to add your Name, Class and School. gw08mcconochieleona@glow.sch.uk</p>













MUSIC
FIRST LEVEL
P2 P3 P4
T4 Wk 5



 LISTENING 	 INVENTING 	 PERFORMING 
<p>Last week you listened to quite a lot of music from the 1940's. This week the music we are going to listen to is from different times in history, written by different composers but will all have something in common.</p>	<p>This is Sophie. She plays the violin in The Royal Albert Hall as part of the Royal Philharmonic Orchestra in London. She is going to tell you some interesting things about her violin. https://www.youtube.com/watch?time_continue=3&v=AOKKzAI52Tk&feature=emb_logo</p>	<p>One of the excerpts that Sophie played was about a bee. Another famous piece of music about bees is called "<i>Flight of the Bumblebee</i>" by Nikolai Rimsky-Korsakov. Watch out the conductor doesn't get you! https://www.youtube.com/watch?v=vtAu7xkwNjQ Use your box violin to play along using <i>arco</i> / <i>pizzicato</i></p>
<p>Here is a playlist of music from films played by different orchestras. Can you hear the violins? This instrument is from the <i>string</i> family of the <i>orchestra</i>. On the next page is a picture of a violin to help you spot it during the videos. Skip through once you've heard enough. https://www.youtube.com/watch?v=2oGHSesih7M&list=PL7SijlHyQmVU7Jvr0CnB-hlWXpRQmSvJE&index=1</p>	<p>You could try to make your own "violin" here. Some teachers use these when their pupils are starting to learn the violin so that there are no accidents with such a precious instrument. https://www.youtube.com/watch?v=cOHsJEAGmCA</p>	<p>In this song "The Bees Go Buzzing", try playing along with your musical ruler when you hear the words highlighted on the information sheet. This song is easy to join in with so you could sing along with all the verses. https://www.youtube.com/watch?v=bWUgZm_AE64</p>
<p>Here we have the same player four times. Due to the Coronavirus Lockdown, this <i>violinist</i> can't make music with her friends, so instead, has made music with herself! https://www.youtube.com/watch?v=IZEPQmiQWw</p>	<p>As Sophie mentioned in her video, she uses her fingers to change the notes on the string. She changes the length that the string has to vibrate. You can see this with the musiclab String activity. https://musiclab.chromeexperiments.com/Strings/</p>	<p>Violins are not just used in <i>classical</i> music. This song from 1984 by The Bluebells called "Young at Heart" has a violin solo. Using your box violin, or you could mime, join in. The adults in your family might recognise this song. https://www.youtube.com/watch?v=PPbZC1EbBuM</p>
<p>The violins that you see here, along with a <i>viola</i> and a <i>cello</i> look very different to the ones you have seen so far. They also sound a little strange too. That is because they are <i>electric</i>. https://www.youtube.com/watch?v=A7DKq5QO-ZU</p>	<p>You can make music using the same effect using a "twangy" ruler on the edge of a table. Can you make the notes change? https://www.youtube.com/watch?v=wHx_tBfu5c Here is something to aim for! 😊 https://www.youtube.com/watch?v=gExvOHvaYI</p>	<p>Send me a photo or a short video of anything you have done. I'd love to see how you are getting on. Don't forget to add your Name, Class and School. gw08mconochieleona@glow.sch.uk</p>



Violinists can play in different ways. How it is to be done, is written on the music.

arco = Using the bow

pizzicato = Plucking the strings


And they all go flying

high in the

sky to go

back to their







hive Buzz Buzz Buzz





MUSIC
SECOND LEVEL
P5 P6 P7
T4 Wk 5



 LISTENING 	 INVENTING 	 PERFORMING 
<p>Last week's listening was based in the 1940's. Let's come closer to the present time with something that you probably still listen to today- "<i>Hip Hop</i>" There is an information sheet attached for you to read.</p>	<p>Another musical style to come from Hip Hop is that of "<i>Beat Boxing</i>". This is where the voice is used to mimic the sound of drums and other percussion. Using the voice to recreate instrumental sounds has been around for a lot longer but modern "<i>Beat Boxing</i>" and Hip Hop are a linked musical style.</p>	<p>Perform your favourite "<i>Incredibox</i>" mix for your household. You could even try adding in your own part on top of the Virtual Beat Boxers.</p>
<p>You might've noticed the "Google Doodle" recently revisited the 44th Anniversary of the Birth of Hip Hop (1 August 2017) You can try out the simulator here https://www.google.com/doodles/44th-anniversary-of-the-birth-of-hip-hop</p>	<p>Try this activity. https://www.incredibox.com/demo/ There are instructions on the attached page. How far through the Musical Achievements can you get? Have you tried the other Songs?</p>	<p>Use your "<i>drumbit</i>" pattern as the background beat to any other musical performance you give your family this week. For those of you with your own musical instruments, you could play them your favourite piece and use the "<i>drumbit</i>" pattern as an accompaniment. Singers can do the same.</p>
<p>Watch this to find out more about the origins of "<i>Hip Hop</i>" It has been written in the style of the music it is describing. Look out for the keywords on the attached sheet. The musical description may help you figure out what they mean. https://www.youtube.com/watch?v=Bq9CSBxfFmQ</p>	<p>Using this Virtual Drum Machine link, invent your own 16 beat pattern. Start at the BOTTOM of the list of instruments. You don't have to use them all and you should have empty beats. https://drumbit.app/</p>	<p>This song is a well-known Hip Hop piece which was written as a theme song for a T.V programme in the early 1990's. Will Smith performs as The Fresh Prince. The adults in you household may remember seeing this when they were your age. Sing along! https://www.youtube.com/watch?v=JyolhkqH4rU</p>
<p>This is a mix of some of the most recognisable Hip Hop artists and their sounds from the last 40 years. How many do you recognise? https://www.youtube.com/watch?v=4lsidaxV7Yw</p>	<p>There is a help sheet attached for the "<i>drumbit</i>" activity. (You don't need to worry about what all the buttons do.) Once you have invented your pattern, try to save and download it to your device.</p>	<p>Send me a photo or a short video of anything you have done. I'd love to see how you are getting on. Don't forget to add your Name, Class and School. gw08mconochieleona@glow.sch.uk</p>

Hip Hop



- Hip hop began in America in the 1970s.
- This musical style began with block parties in New York, where music was brought outside.
- It includes programmed beats, rapping, samples and DJing. A sample is a recorded sound.
- The rapping element comes from Jamaica - a cross between rhythmic chanting and talking.
- DJs make the instrumental sections longer, otherwise known as breaks, then rapping takes place over the breaks and break dancers usually perform.
- DJ Kool Herc is known as the 'Father of Hip Hop'.
- Hip Hop has become increasingly popular since the 1970s and is still a style of music loved by people all over the world today.



BEATS

TOASTING

BREAKS

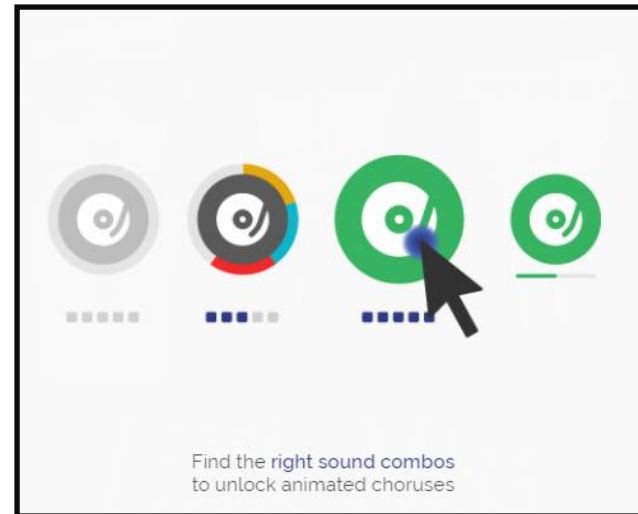



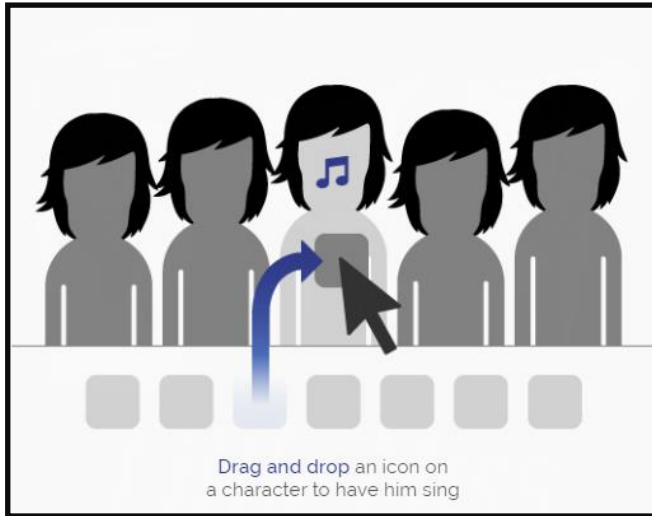
SCRATCH

M.C

INCREDIBOX



INSTRUCTIONS

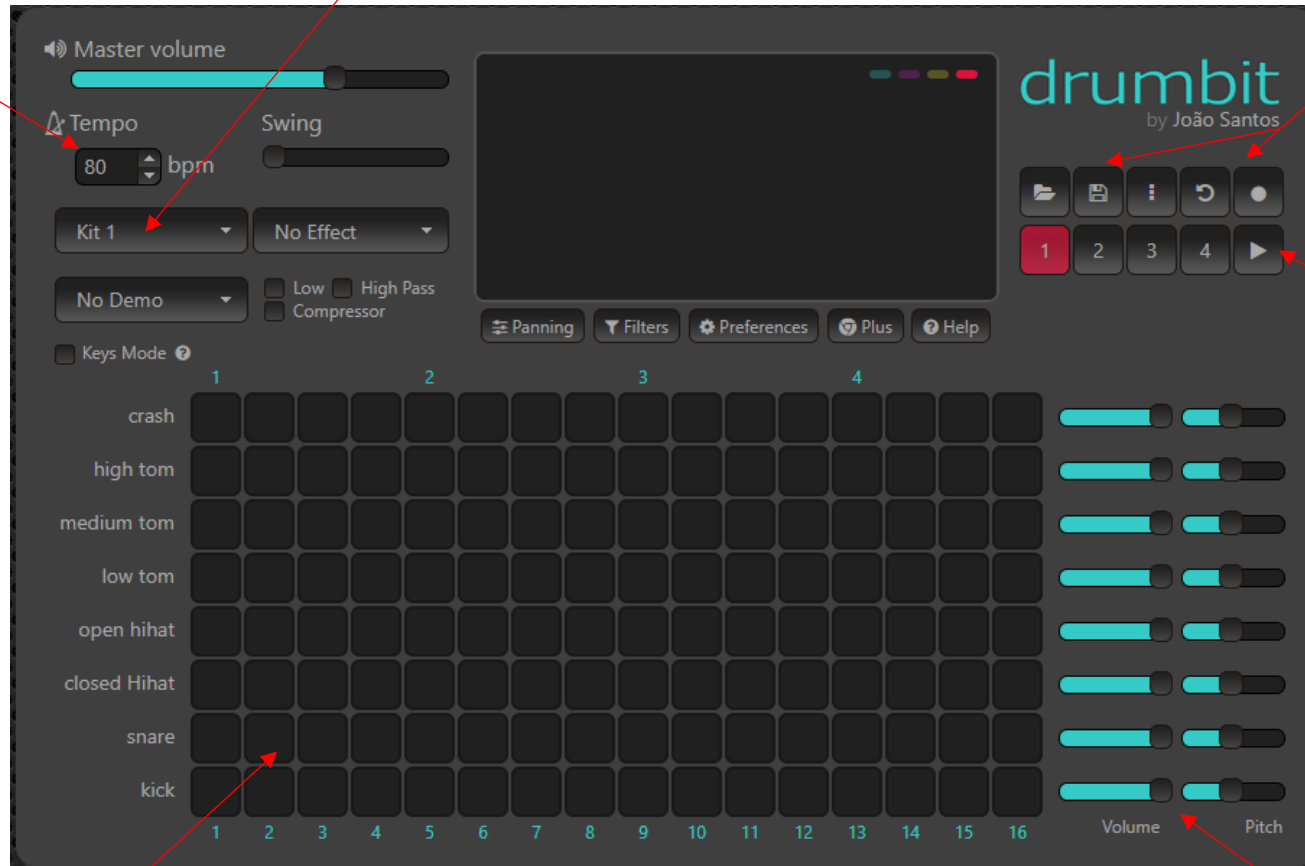


Changes the speed of your music

Changes the style of drum kit

You can save and record your pattern here.

This is the PLAY button.



Click the black squares to add in a beat. Click again to delete it.

You can change the volume and pitch of individual drums.