









MUSIC  
EARLY LEVEL  
Nursery/P1  
T4 Wk 3



 LISTENING 	 INVENTING 	 PERFORMING 
<p>Do you enjoy listening to music? It can help you relax even when you do other jobs. Next time you are drawing or doing a craft activity, you could try listening to music at the same time.</p>	<p>Camille Saint-Saëns uses the instruments to sound like real animals and the listener must imagine the animals moving around. This game lets you SEE what sound looks like using a device called a “<i>spectrogram</i>” Play around and look at sound. <a href="https://musiclab.chromeexperiments.com/Spectrogram/">https://musiclab.chromeexperiments.com/Spectrogram/</a></p>	<p>Now that you have listened to “The Lion”, try this <a href="https://www.youtube.com/watch?v=Mrlsmm6gaww">https://www.youtube.com/watch?v=Mrlsmm6gaww</a> Do you recognise the tune?</p>
<p>Use music you already have at home on CD/MP3 or find something new on YouTube, Spotify or ask Alexa. Get an adult to help make you a “playlist” of the music you most listen to. Add in a couple new things.</p>	<p>After listening to “The Lion” music clip, can you invent your own piece of music about an animal? Think about the way it moves, the noises it makes and what things you have in your house you can use to represent those sounds.</p>	<p>Find a suitable sound maker to use for the “ROAR, ROAR” in this song. When you hear it, make your sound at the right time. Get other people in your house to join in. <a href="https://www.youtube.com/watch?v=2mdB8JekKIU">https://www.youtube.com/watch?v=2mdB8JekKIU</a></p>
<p>Here is a piece of music you might not have heard before. It is from “<b>The Carnival of the Animals</b>” by the French composer Camille Saint-Saëns, who wrote it over 130 years ago. This part is called “<b>Royal March of the Lion</b>” <a href="https://www.youtube.com/watch?v=E3VV4-SHQ3o">https://www.youtube.com/watch?v=E3VV4-SHQ3o</a></p>	<p>For the activity above, you could use the homemade instrument from previous weeks, your voice, body sounds, household objects, toys and games with sound effects or real musical instruments.</p>	<p>Perform the Animal Music you invented. Don’t forget to give it a name. You could even get dressed up as the animal you are making music for while you perform for the people in your house.</p>
<p>After you have watched “The Lion” try to join in with the lion’s movements. The paw prints help him keep a steady beat. The lion’s mane shows his roar. The music can be heard on the piano as he opens and closes his mouth to let the roar out.</p>	<p>This is the same link for homemade instruments. There are other ideas out there. You don’t need to stick to these. <a href="https://feltmagnet.com/crafts/Music-Instruments-for-Kids-to-Make">https://feltmagnet.com/crafts/Music-Instruments-for-Kids-to-Make</a></p>	<p>Send me a photo or a short video of anything you have done. I’d love to see how you are getting on. Don’t forget to add your Name, Class and School.  gw08mconochieleona@glow.sch.uk</p>









# MUSIC

## FIRST LEVEL

P2 P3 P4


T4 Wk 3



 LISTENING 	 INVENTING 	 PERFORMING 
<p>I hope you enjoy listening to (and watching) your favourite songs and pieces of music. Try to find time every day to listen to something. If you have headphones you could listen while you work on other tasks, so you don't disturb others.</p>	<p>Aaron Copeland uses the instruments in "Hoe-Down" to create a sound picture of the <i>American Wild West</i>. Can you create a <b>Sound Picture</b> of the noises you hear when you go out for your hour of exercise? Pick 3 or more sounds you can hear and recreate them using "musical <i>instruments</i>".</p>	<p>Perform your Sound Picture. Can your audience guess what the sounds are without seeing your pictures?</p>
<p>Use music you already have at home on CD/MP3 or find something new on YouTube, Spotify or ask Alexa. Get someone to help you make a "playlist" of your favourite pieces. Try to include new things.</p>	<p>Choose the sounds and add them to a timeline. Draw when they appear. Some may even overlap. Decide what "musical <i>instrument</i>" you are going to play to represent each picture. These can also be body and vocal sounds.</p>	<p>You can ask other members of your household to perform your Sound Picture with you as you may have overlapping sounds.</p>
<p>Here is a piece of music you might not have heard before. It was written by Aaron Copeland, an American composer, in 1942. It is from a <i>Ballet</i> called "<b>Rodeo</b>". This section is called "<b>Hoe-Down</b>". <a href="https://www.youtube.com/watch?v=dYdDYSTEuWo">https://www.youtube.com/watch?v=dYdDYSTEuWo</a></p>	<p>On the next page there is an example of a timeline from a walk called Sounds on the Street. You could use this if you can't get outside to make your own. The numbers at the top show the time in seconds, You don't have to have as many sounds in your invention.</p>	<p>You can perform your own Hoe-Down. Sing along and join in with the actions. <a href="https://www.youtube.com/watch?v=adMgS1rw6GU">https://www.youtube.com/watch?v=adMgS1rw6GU</a></p>
<p>After you have listened to "Hoe-Down" once, have another listen and but this time, listen out for the <b>woodblock, strings playing on their own, cheering</b> What do you think these are supposed to represent in the music?</p>	<p>This is the same link for homemade instruments. There are other ideas out there. You don't need to stick to these. <a href="https://feltmagnet.com/crafts/Music-Instruments-for-Kids-to-Make">https://feltmagnet.com/crafts/Music-Instruments-for-Kids-to-Make</a></p>	<p>Send me a photo or a short video of anything you have done. I'd love to see how you are getting on. Don't forget to add your Name, Class and School.  gw08mcconochieleona@glow.sch.uk</p>

## Sound Picture - Sounds on the Street Example







1 2 3 4 5 6 7 8 9 10 11 12 13 14 15 16 17 18 19 20





MUSIC  
SECOND LEVEL  
P5 P6 P7  
T4 Wk 3



 LISTENING 	 INVENTING 	 PERFORMING 
<p>Try listening to your favourite music when you are working on other tasks. It might not only help you relax, but you might find you're able to concentrate more. Use headphones if you can so you don't disturb others.</p>	<p>John Williams has written the <i>score</i> for many films including Star Wars, Harry Potter and Jurassic Park. It is important that the music you hear matches what you see on the screen,</p>	<p>Perform your Movie. Give it a title. Hold a "Premiere" of your film for other members of your household to attend. This would be a great excuse to get the popcorn out.</p>
<p>Use music you already have at home on CD/MP3 or find something new on YouTube, Spotify or ask Alexa. If you managed to make your own playlist, start to add the music that has been included in these weekly activity sheets.</p>	<p>Try this activity. <a href="https://apps.musedlab.org/soundbreaking/sound-and-vision/">https://apps.musedlab.org/soundbreaking/sound-and-vision/</a> As you change the soundtracks, your perception of what is happening on screen alters.</p>	<p>Here is one of John Williams most recognisable themes. He is conducting the orchestra himself. <a href="https://www.youtube.com/watch?v=E-sX2YOW8I0">https://www.youtube.com/watch?v=E-sX2YOW8I0</a> It is based on two notes. <b>E</b> and <b>F</b>.</p>
<p>Here is a piece of music you might not have heard before. It is from the <i>Ballet "The Nutcracker"</i> which Pyotr Ilyich Tchaikovsky finished writing the music for in 1892. This part is called "Russian Dancers" <a href="https://www.youtube.com/watch?v=aYOEsMOB5ro">https://www.youtube.com/watch?v=aYOEsMOB5ro</a></p>	<p>Using this short video, find a suitable piece of music of any kind (pop, classical etc.) as your <i>background track</i> to give your music its "<i>score</i>". Using other <i>effects</i> (instruments, vocal sounds etc.) add in the soundtrack. <a href="https://www.youtube.com/watch?v=UpEO15qRWbo">https://www.youtube.com/watch?v=UpEO15qRWbo</a></p>	<p>Using this virtual keyboard, or if you have your own piano or keyboard at home, try to play along with the main theme. <a href="https://www.musicca.com/piano">https://www.musicca.com/piano</a></p>
<p>Around 100 years later composer John Williams wrote the music for the film "Home Alone". He wanted it to remind the listener of Christmas. He was inspired by "The Nutcracker". Can you hear the similarities? <a href="https://www.youtube.com/watch?v=BGooy5Dk7qc">https://www.youtube.com/watch?v=BGooy5Dk7qc</a></p>	<p>This is the same link for homemade instruments. There are other ideas out there. You don't need to stick to these. <a href="https://feltmagnet.com/crafts/Music-Instruments-for-Kids-to-Make">https://feltmagnet.com/crafts/Music-Instruments-for-Kids-to-Make</a></p>	<p>Send me a photo or a short video of anything you have done. I'd love to see how you are getting on. Don't forget to add your Name, Class and School.  gw08mconochieleona@glow.sch.uk</p>