









MUSIC
FIRST LEVEL
P2 P3 P4
T4 Wk 5



 LISTENING 	 INVENTING 	 PERFORMING 
<p>Last week you listened to quite a lot of music from the 1940's. This week the music we are going to listen to is from different times in history, written by different composers but will all have something in common.</p>	<p>This is Sophie. She plays the violin in The Royal Albert Hall as part of the Royal Philharmonic Orchestra in London. She is going to tell you some interesting things about her violin. https://www.youtube.com/watch?time_continue=3&v=AOKKzAI52Tk&feature=emb_logo</p>	<p>One of the excerpts that Sophie played was about a bee. Another famous piece of music about bees is called "<i>Flight of the Bumblebee</i>" by Nikolai Rimsky-Korsakov. Watch out the conductor doesn't get you! https://www.youtube.com/watch?v=vtAu7xkwNjQ Use your box violin to play along using <i>arco</i> / <i>pizzicato</i></p>
<p>Here is a playlist of music from films played by different orchestras. Can you hear the violins? This instrument is from the <i>string</i> family of the <i>orchestra</i>. On the next page is a picture of a violin to help you spot it during the videos. Skip through once you've heard enough. https://www.youtube.com/watch?v=2oGHSesih7M&list=PL7SijlHyQmVU7Jvr0CnB-hlWXpRQmSvJE&index=1</p>	<p>You could try to make your own "violin" here. Some teachers use these when their pupils are starting to learn the violin so that there are no accidents with such a precious instrument. https://www.youtube.com/watch?v=cOHsJEAGmCA</p>	<p>In this song "The Bees Go Buzzing", try playing along with your musical ruler when you hear the words highlighted on the information sheet. This song is easy to join in with so you could sing along with all the verses. https://www.youtube.com/watch?v=bWUgZm_AE64</p>
<p>Here we have the same player four times. Due to the Coronavirus Lockdown, this <i>violinist</i> can't make music with her friends, so instead, has made music with herself! https://www.youtube.com/watch?v=IZEPQmiQWw</p>	<p>As Sophie mentioned in her video, she uses her fingers to change the notes on the string. She changes the length that the string has to vibrate. You can see this with the musiclab String activity. https://musiclab.chromeexperiments.com/Strings/</p>	<p>Violins are not just used in <i>classical</i> music. This song from 1984 by The Bluebells called "Young at Heart" has a violin solo. Using your box violin, or you could mime, join in. The adults in your family might recognise this song. https://www.youtube.com/watch?v=PPbZC1EbBuM</p>
<p>The violins that you see here, along with a <i>viola</i> and a <i>cello</i> look very different to the ones you have seen so far. They also sound a little strange too. That is because they are <i>electric</i>. https://www.youtube.com/watch?v=A7DKq5QO-ZU</p>	<p>You can make music using the same effect using a "twangy" ruler on the edge of a table. Can you make the notes change? https://www.youtube.com/watch?v=wHx_tBfu5c Here is something to aim for! 😊 https://www.youtube.com/watch?v=gExvOHvaYI</p>	<p>Send me a photo or a short video of anything you have done. I'd love to see how you are getting on. Don't forget to add your Name, Class and School. gw08mconochieleona@glow.sch.uk</p>



Violinists can play in different ways. How it is to be done, is written on the music.

arco = Using the bow

pizzicato = Plucking the strings

And they all go flying

high in the

sky to go

back to their

hive Buzz Buzz Buzz

