









MUSIC

FIRST LEVEL

P2 P3 P4

T4 Wk 3



 LISTENING 	 INVENTING 	 PERFORMING 
<p>I hope you enjoy listening to (and watching) your favourite songs and pieces of music. Try to find time every day to listen to something. If you have headphones you could listen while you work on other tasks, so you don't disturb others.</p>	<p>Aaron Copeland uses the instruments in "Hoe-Down" to create a sound picture of the <i>American Wild West</i>. Can you create a Sound Picture of the noises you hear when you go out for your hour of exercise? Pick 3 or more sounds you can hear and recreate them using "musical <i>instruments</i>".</p>	<p>Perform your Sound Picture. Can your audience guess what the sounds are without seeing your pictures?</p>
<p>Use music you already have at home on CD/MP3 or find something new on YouTube, Spotify or ask Alexa. Get someone to help you make a "playlist" of your favourite pieces. Try to include new things.</p>	<p>Choose the sounds and add them to a timeline. Draw when they appear. Some may even overlap. Decide what "musical <i>instrument</i>" you are going to play to represent each picture. These can also be body and vocal sounds.</p>	<p>You can ask other members of your household to perform your Sound Picture with you as you may have overlapping sounds.</p>
<p>Here is a piece of music you might not have heard before. It was written by Aaron Copeland, an American composer, in 1942. It is from a <i>Ballet</i> called "Rodeo". This section is called "Hoe-Down". https://www.youtube.com/watch?v=dYdDYSTeUWo</p>	<p>On the next page there is an example of a timeline from a walk called Sounds on the Street. You could use this if you can't get outside to make your own. The numbers at the top show the time in seconds, You don't have to have as many sounds in your invention.</p>	<p>You can perform your own Hoe-Down. Sing along and join in with the actions. https://www.youtube.com/watch?v=adMgS1rw6GU</p>
<p>After you have listened to "Hoe-Down" once, have another listen and but this time, listen out for the woodblock, strings playing on their own, cheering What do you think these are supposed to represent in the music?</p>	<p>This is the same link for homemade instruments. There are other ideas out there. You don't need to stick to these. https://feltmagnet.com/crafts/Music-Instruments-for-Kids-to-Make</p>	<p>Send me a photo or a short video of anything you have done. I'd love to see how you are getting on. Don't forget to add your Name, Class and School. gw08mcconochieleona@glow.sch.uk</p>

Sound Picture - Sounds on the Street Example

1 2 3 4 5 6 7 8 9 10 11 12 13 14 15 16 17 18 19 20

