









MUSIC
EARLY LEVEL
Nursery/P1
T4 Wk 3



 LISTENING 	 INVENTING 	 PERFORMING 
<p>Do you enjoy listening to music? It can help you relax even when you do other jobs. Next time you are drawing or doing a craft activity, you could try listening to music at the same time.</p>	<p>Camille Saint-Saëns uses the instruments to sound like real animals and the listener must imagine the animals moving around. This game lets you SEE what sound looks like using a device called a “<i>spectrogram</i>” Play around and look at sound. https://musiclab.chromeexperiments.com/Spectrogram/</p>	<p>Now that you have listened to “The Lion”, try this https://www.youtube.com/watch?v=Mrlsmm6gaww Do you recognise the tune?</p>
<p>Use music you already have at home on CD/MP3 or find something new on YouTube, Spotify or ask Alexa. Get an adult to help make you a “playlist” of the music you most listen to. Add in a couple new things.</p>	<p>After listening to “The Lion” music clip, can you invent your own piece of music about an animal? Think about the way it moves, the noises it makes and what things you have in your house you can use to represent those sounds.</p>	<p>Find a suitable sound maker to use for the “ROAR, ROAR” in this song. When you hear it, make your sound at the right time. Get other people in your house to join in. https://www.youtube.com/watch?v=2mdB8JekKIU</p>
<p>Here is a piece of music you might not have heard before. It is from “The Carnival of the Animals” by the French composer Camille Saint-Saëns, who wrote it over 130 years ago. This part is called “Royal March of the Lion” https://www.youtube.com/watch?v=E3VV4-SHQ3o</p>	<p>For the activity above, you could use the homemade instrument from previous weeks, your voice, body sounds, household objects, toys and games with sound effects or real musical instruments.</p>	<p>Perform the Animal Music you invented. Don’t forget to give it a name. You could even get dressed up as the animal you are making music for while you perform for the people in your house.</p>
<p>After you have watched “The Lion” try to join in with the lion’s movements. The paw prints help him keep a steady beat. The lion’s mane shows his roar. The music can be heard on the piano as he opens and closes his mouth to let the roar out.</p>	<p>This is the same link for homemade instruments. There are other ideas out there. You don’t need to stick to these. https://feltmagnet.com/crafts/Music-Instruments-for-Kids-to-Make</p>	<p>Send me a photo or a short video of anything you have done. I’d love to see how you are getting on. Don’t forget to add your Name, Class and School. gw08mconochieleona@glow.sch.uk</p>